



OptoDrum

Innovations in optomotor tracking




Measuring vision in freely moving animals


- **Ophthalmology:** characterization of vision
- **Toxicology:** screening for vision defects
- **Pharmacology:** efficacy and safety testing
- **Phenotyping:** new genetic lines
- **Disease models:** track disease progression

 As a previous user of a system with 'manual' analysis I cannot tell you how happy I am to have the OptoDrum. The fact that it is easy to use and it relies on an unbiased method to determine 'yes' or 'no' decisions for mouse behavior helps a lot in designing and conducting experiments.


Dr. Abdoulaye Sene, Genentech

 The OptoDrum is a valuable addition to our non-invasive testing equipment. It is a convenient, reliable, and sensitive read-out that gives us unbiased and comparable results for longitudinal analysis of neuroinflammation-related damage in the retinotectal system of mice.

Dr. Janos Groh, University Würzburg

 We are not necessarily faster than an experienced user who has many years of experience with such tests, but the results are finally objective. Until now, it was difficult or even impossible to compare data collected by different users.

Prof. Volker Enzmann, University Bern, Switzerland

 The OptoDrum has a user friendly and sturdy design. It is incredibly easy to use and delivers results right away. And: Striatech provides great support!

Prof. Marius Ader, TU Dresden

Striatech GmbH
Vor dem Kreuzberg 17
72070 Tübingen
Germany

+49 7071 53 913 - 0
info@stria.tech
www.stria.tech

Developed with support from:



STRIA.TECH
Your Experts for Neuroscience Testing Tools

Advantages

Fully automated

Automated animal detection
Automated behavior analysis
Automated adjustment of stimulus pattern
Fast, objective, bias-free results

Easy setup


Use it right out of the box
No training of animal required
Front door allows easy handling of animal – and easy cleaning

For mice and rats

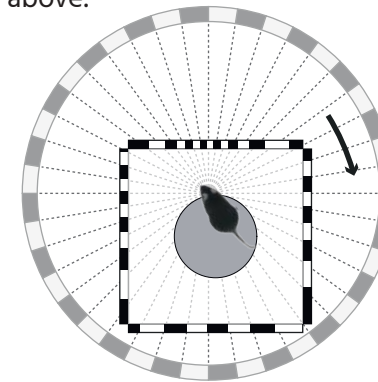
Larger version for rats available

How it works


- 1 The animal sits on an elevated platform, surrounded by computer monitors.
- 2 The stripe pattern slowly rotates around the animal, triggering the optomotor reflex.



- 3 A camera observes the animal's behavior from above.
- 4 The head movement is automatically detected and analyzed by the OptoDrum software.



- 5 The projected pattern is continuously and automatically adjusted.



STRIA.TECH
Your Experts for Neuroscience Testing Tools